

























ELEMENT™ 3" LED TRIM-MOUNTED REFLECTORS

ELEMENT Specular Reflectors reduce glare while creating a clean, quiet ceiling appearance. Available finishes include Anodized Silver for a decorative accent or Anodized Black for an ultimate quiet ceiling aesthetic. These beautiful trim accessories have been specifically designed to minimize any effect on light performance, color and output. Specular Reflectors are available for both adjustable and fixed downlights and are compatible with ELEMENT 3" trims and housings.

- Can be easily installed or removed
- Assembles to existing trim
- Compatible with fixed and adjustable housings
- Finish Options: Anodized Black (B) or Anodized Silver (S)

SPECIFICATIONS

COMPATIBLE TRIMS	NON-SLOTTED (FOR FIXED ¹)	SLOTTED (FOR ADJUSTABLE)
 3" round, flanged, bevel	 E3TREFNS1 (B OR S)	 E3TREFS4 (B OR S)
 3" square, flanged, bevel	 E3TREFNS5 (B OR S)	 E3TREFS1 (B OR S)
 3" round, flanged, flat	 E3TREFNS1 (B OR S)	 E3TREFS4 (B OR S)
 3" square, flanged, flat	 E3TREFNS3 (B OR S)	 E3TREFS2 (B OR S)
 3" round, flangeless, bevel	 E3TREFNS2 (B OR S)	 E3TREFS6 (B OR S)
 3" square, flangeless, bevel	 E3TREFNS6 (B OR S)	 E3TREFS5 (B OR S)
 3" round, flangeless, flat	 E3TREFNS4 (B OR S)	 E3TREFS3 (B OR S)
 3" square, flangeless, flat	 E3TREFNS3 (B OR S)	 E3TREFS2 (B OR S)

Only compatible with ELEMENT 3" LED series.
 Not compatible with LED IC Remodel Adjustable, Remodel Fixed, LED Ultra-Shallow Adjustable or LED Dual-Adjustable trims.
 Not compatible with LED Low-Profile Fixed Bevel or LED Ultra-Shallow Bevel trims.
 May require lamp to be placed in high position.
 Not compatible with lensed trims.
¹Non-slotted reflectors may be used in adjustable housings with the lamp assembly placed in the 0° tilt position.


ORDERING GRID

E3 TRIM-MOUNTED REFLECTORS

PRODUCT	STYLE	FINISH
E3TREF	NS1 NON-SLOTTED	B ANODIZED BLACK
	NS2 NON-SLOTTED	S ANODIZED SILVER
	NS3 NON-SLOTTED	
	NS4 NON-SLOTTED	
	NS5 NON-SLOTTED	
	NS6 NON-SLOTTED	
	S1 SLOTTED	
	S2 SLOTTED	
	S3 SLOTTED	
	S4 SLOTTED	
	S5 SLOTTED	
	S6 SLOTTED	

E3TREF

Reflectors are placed on top of the inside of the trim or affixed via screws (only if provided).



SHOWN IN ANODIZED BLACK (BELOW CEILING VIEW)



SHOWN IN ANODIZED SILVER (BELOW CEILING VIEW)



SHOWN IN ANODIZED SILVER (BELOW CEILING VIEW)



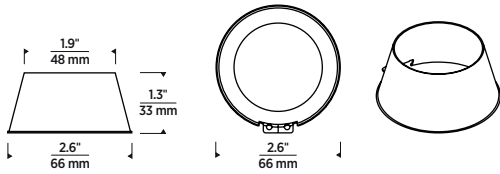
SHOWN IN ANODIZED BLACK (TRIM MOUNTED)



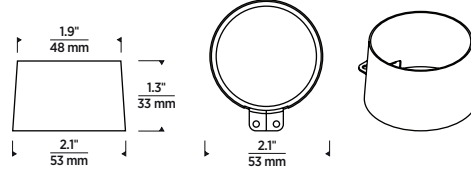
SHOWN IN ANODIZED BLACK AND SILVER (REFLECTOR ONLY)

ELEMENT™ 3" LED TRIM-MOUNTED REFLECTORS

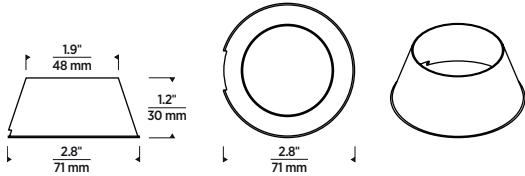
NON-SLOTTED REFLECTOR



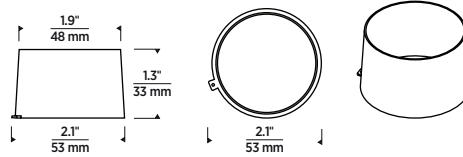
E3TREFNS1 (B, S)



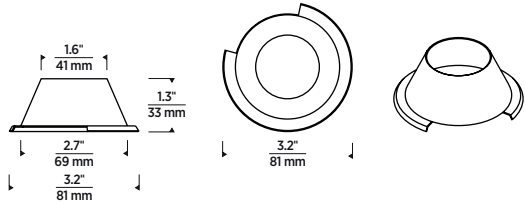
E3TREFNS2 (B, S)



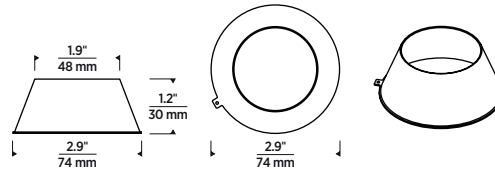
E3TREFNS3 (B, S)



E3TREFNS4 (B, S)

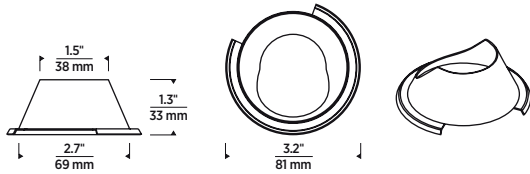


E3TREFNS5 (B, S)

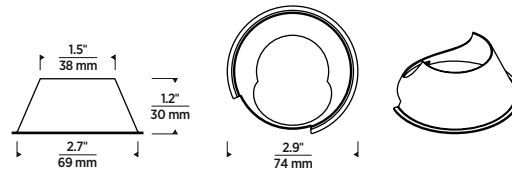


E3TREFNS6 (B, S)

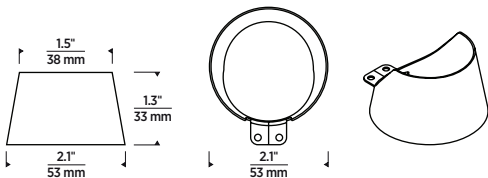
SLOTTED REFLECTOR



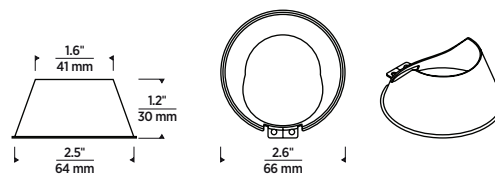
E3TREFS1 (B, S)



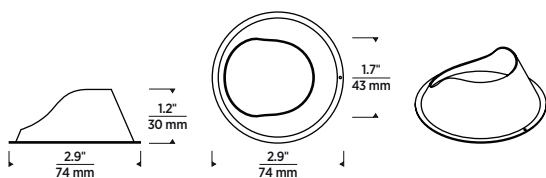
E3TREFS2 (B, S)



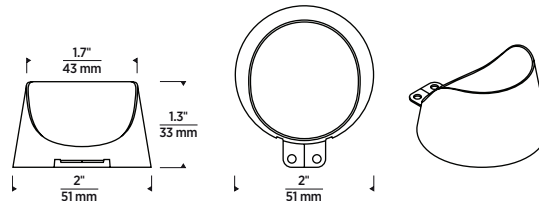
E3TREFS3 (B, S)



E3TREFS4 (B, S)



E3TREFS5 (B, S)



E3TREFS6 (B, S)

ELEMENT™ 3" LED

TRIM-MOUNTED REFLECTORS

PROJECT INFORMATION

JOB NAME AND INFORMATION

FIXTURE TYPE AND QUANTITY

NOTES
