

# VISUAL COMFORT AND COMPANY TEST REPORT

## SCOPE OF WORK

Performance Testing for Luminaires

## MODEL NUMBER

E3SRF-LOWD4A w/ E3SLB-OW

## PROJECT NUMBER

G104622548

## REPORT NUMBER

104622548CRT-012

## ISSUE DATE

9/21/2021

## REVISED DATE

None

## TEST DATES

9/16/2021

## DOCUMENT CONTROL NUMBER

RTTDS-R-AMER-Test-3407

© 2017 INTERTEK



**REPORT NUMBER**

104622548CRT-012

**MODEL NUMBER(s)**

E3SRF-LOWD4A w/ E3SLB-OW

**REPORT RENDERED TO:**

VISUAL COMFORT AND COMPANY  
7400 LINDER AVE  
SKOKIE, IL 60077  
USA

**STATEMENT OF LIMITATION**

NVLAP Lab Code 100402-0. This report must not be used by the client to claim product certification, approval, or endorsement by NVLAP, NIST, or any agency of the federal government.

**AUTHORIZATION**

The testing performed was authorized by signed quote number Qu-01154433-0.

**TEST STANDARDS**

IESNA LM-79 - 2008: Electrical and Photometric Measurements of Solid State Lighting  
ANSI NEMA ANSLG C78.377: 2017: Specifications of the Chromaticity of Solid State Lighting Products

In Charge of Testing:



Gerald Gray  
Associate Engineer  
Lighting Division

Reviewer:



Kristie Ray  
Team Lead, Engineering  
Lighting Division

This report is for the exclusive use of Intertek's Client and is provided pursuant to the agreement between Intertek and its Client. Intertek's responsibility and liability are limited to the terms and conditions of the agreement. Intertek assumes no liability to any party, other than to the Client in accordance with the agreement, for any loss, expense or damage occasioned by the use of this report. Only the Client is authorized to permit copying or distribution of this report and then only in its entirety. Any use of the Intertek name or one of its marks for the sale or advertisement of the tested material, product or service must first be approved in writing by Intertek. The observations and test results in this report are relevant only to the sample tested. This report by itself does not imply that the material, product, or service is or has ever been under an Intertek certification program.

**SAMPLE INFORMATION**

**REPORT NO. 104622548CRT-012**


**ITEMS RECEIVED**

Item No.	Control No.	Model No.	Description	Type	Received
1	CRT2109100744-001-2	--	Housing w/PTB15W-0300-38-VCC	Production	9/10/2021
2	CRT2109100744-001-6	--	40° Lens	Production	9/10/2021
3	CRT2109100744-001-12	--	Warm Dim LED	Production	9/10/2021
4	CRT2109100744-001-19	--	Trim No Lens	Production	9/10/2021

**TESTED SAMPLE CONFIGURATIONS**

Config No.	Tested Model No.	Item Nos. Utilized
1	E3SRF-LOWD4A w/ E3SLB-OW	1,2,3,4

**SAMPLE PHOTOS - TESTED CONFIGURATIONS**



## SUMMARY

REPORT NO. 104622548CRT-012

### PRODUCT INFORMATION AND SUMMARY OF DATA

Product Model No.:	E3SRF-LOWD4A w/ E3SLB-OW
Product Description:	E3 IC REMODEL-WD-40DEG-NO LENS
LED Model No.:	Bridgelux® Vesta® Series Dim-To-Warm 15mm Array
Driver Model No.:	PTB15W-0300-38-VCC
Light Source:	LED
CEC Product Type:	Inseparable

Criteria	Results
Light Output (lumens)	754.5
Input Power (W)	12.01
Lumen Efficacy (lm/W)	62.8
Input Power Factor ( )	0.986
Correlated Color Temperature (K)	3016
Color Rendering Index - Ra ( )	94.4
Color Rendering Index - R9 ( )	77.2
Duv ( )	-0.0029
Chromaticity Coordinate (x)	0.432
Chromaticity Coordinate (y)	0.395
Chromaticity Coordinate (u')	0.251
Chromaticity Coordinate (v')	0.517

### TEST METHODS

#### SEASONING IN SAMPLE ORIENTATION - LED PRODUCTS

No seasoning was performed in accordance with IESNA LM-79.

#### INTEGRATING SPHERE TESTING

A spectroradiometer and integrating sphere were used to measure the spectral distribution for each EUT resulting in photometric and colorimetric data. Electrical measurements of the unit were measured using a power analyzer. Each EUT was operated at the rated input voltage of the system in its designated orientation. The ambient temperature was measured at a position inside the sphere and stabilization procedures to LM-79 were followed.

#### TYPE C GONIOPHOTOMETER DISTRIBUTION TESTING

A Type C Mirror Goniophotometer system was used to measure the luminous intensity (candela) at each angle of distribution for the EUT. Electrical measurements of the unit were measured using a power analyzer. Each EUT was operated at the rated input voltage of the system in its designated orientation. The ambient temperature was measured at a position near the EUT at equal height and stabilization procedures to LM-79 were followed.

**TYPE C GONIOPHOTOMETER DISTRIBUTION TESTING**

**REPORT NO. 104622548CRT-012**

Test Configuration	Tested Model No.	Pass/Fail/NA
1	E3SRF-LOWD4A w/ E3SLB-OW	NA

**PHOTOMETRIC AND ELECTRICAL MEASUREMENTS (25°C +/- 1°C)**

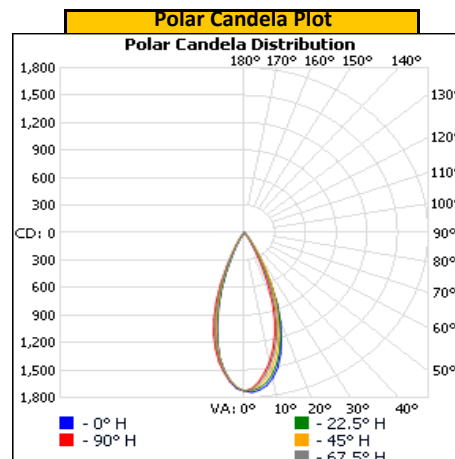
Base Orientation	Input Voltage (Vac)	Input Current (mA)	Input Power (W)	Input Power Factor ( )
Up	120.09	101.0	11.98	0.988

Light Output (lm)	Lumen Efficacy (lm/W)
738.5	61.6

**INTENSITY SUMMARY - CANDELA**

Angle	0	22.5	45	67.5	90
0	1728	1728	1728	1728	1728
5	1724	1700	1675	1651	1631
10	1609	1572	1521	1465	1430
15	1370	1336	1275	1211	1153
20	1036	1010	960	883	807
25	607	632	630	504	408
30	281	281	329	208	151
35	100	110	109	66	46
40	39	40	41	21	12
45	9	9	14	4	1
50	0	0	1	0	0
55	0	0	0	0	0
60	0	0	0	0	0
65	0	0	0	0	0
70	0	0	0	0	0
75	0	0	0	0	0
80	0	0	0	0	0
85	0	0	0	0	0
90	0	0	0	0	0
95	0	0	0	0	0
100	0	0	0	0	0
105	0	0	0	0	0
110	0	0	0	0	0
115	0	0	0	0	0
120	0	0	0	0	0
125	0	0	0	0	0
130	0	0	0	0	0
135	0	0	0	0	0
140	0	0	0	0	0
145	0	0	0	0	0
150	0	0	0	0	0
155	0	0	0	0	0
160	0	0	0	0	0
165	0	0	0	0	0
170	0	0	0	0	0
175	0	0	0	0	0
180	0	0	0	0	0

Entire luminous intensity matrix found in .IES file





REPORT NO. 104622548CRT-012

ORIENTATION AND ALIGNMENT OF EUT

Luminous Opening		
Length (ft)	Width (ft)	Height (ft)
0.29	0.29	0.00
0°-180° H	90°-270° H	0°-180° V

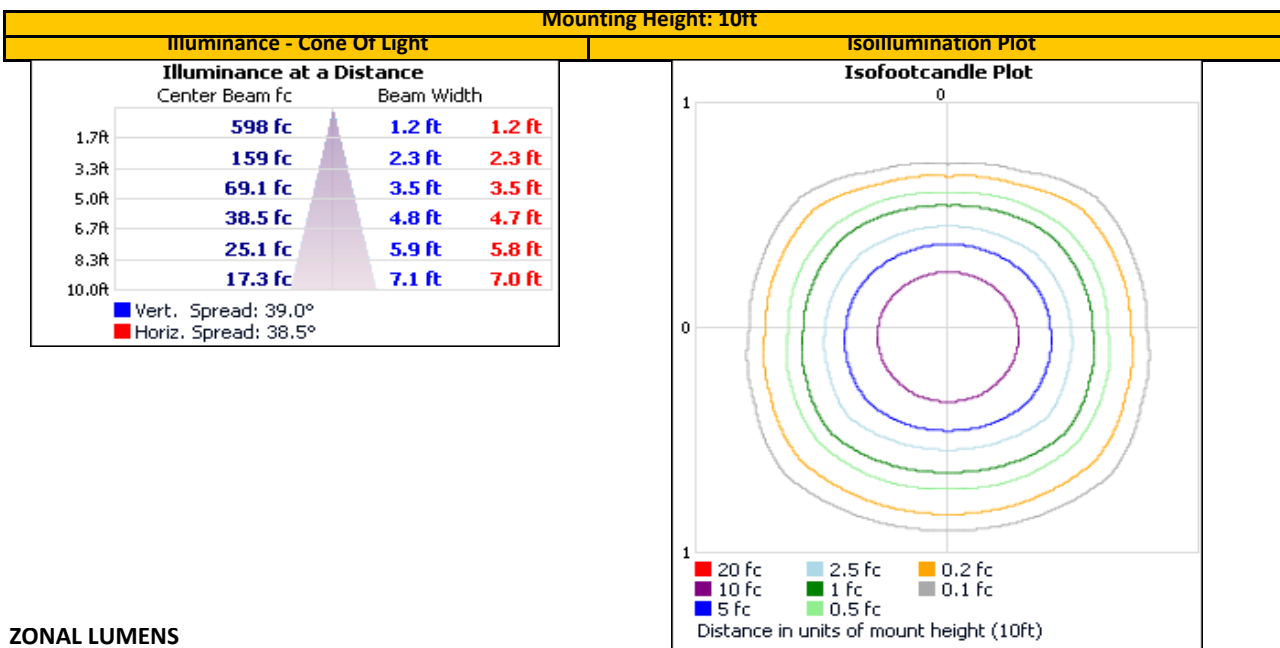
Test Distance (ft)
29.6

PHOTOMETRIC CENTER OF EUT



REPORT NO. 104622548CRT-012

## ILLUMINANCE SUMMARY



## ZONAL LUMENS

Zonal Lumen Summary								
Zone	Lumens	% Lum	Zone	Lumens	% Total	Zone	Lumens	% Total
0-30	683.0	92.5%	0-10	150.9	20.4%	90-100	0.0	0.0%
0-40	733.2	99.3%	10-20	318.9	43.2%	100-110	0.0	0.0%
0-60	738.5	100.0%	20-30	213.2	28.9%	110-120	0.0	0.0%
60-90	0.0	0.0%	30-40	50.2	6.8%	120-130	0.0	0.0%
70-100	0.0	0.0%	40-50	5.3	0.7%	130-140	0.0	0.0%
90-120	0.0	0.0%	50-60	0.0	0.0%	140-150	0.0	0.0%
0-90	738.5	100.0%	60-70	0.0	0.0%	150-160	0.0	0.0%
90-180	0.0	0.0%	70-80	0.0	0.0%	160-170	0.0	0.0%
0-180	738.5	100.0%	80-90	0.0	0.0%	170-180	0.0	0.0%

**INTEGRATING SPHERE TESTING**

**REPORT NO. 104622548CRT-012**

Test Configuration	Tested Model No.	Pass/Fail/NA
1	E3SRF-LOWD4A w/ E3SLB-OW	NA

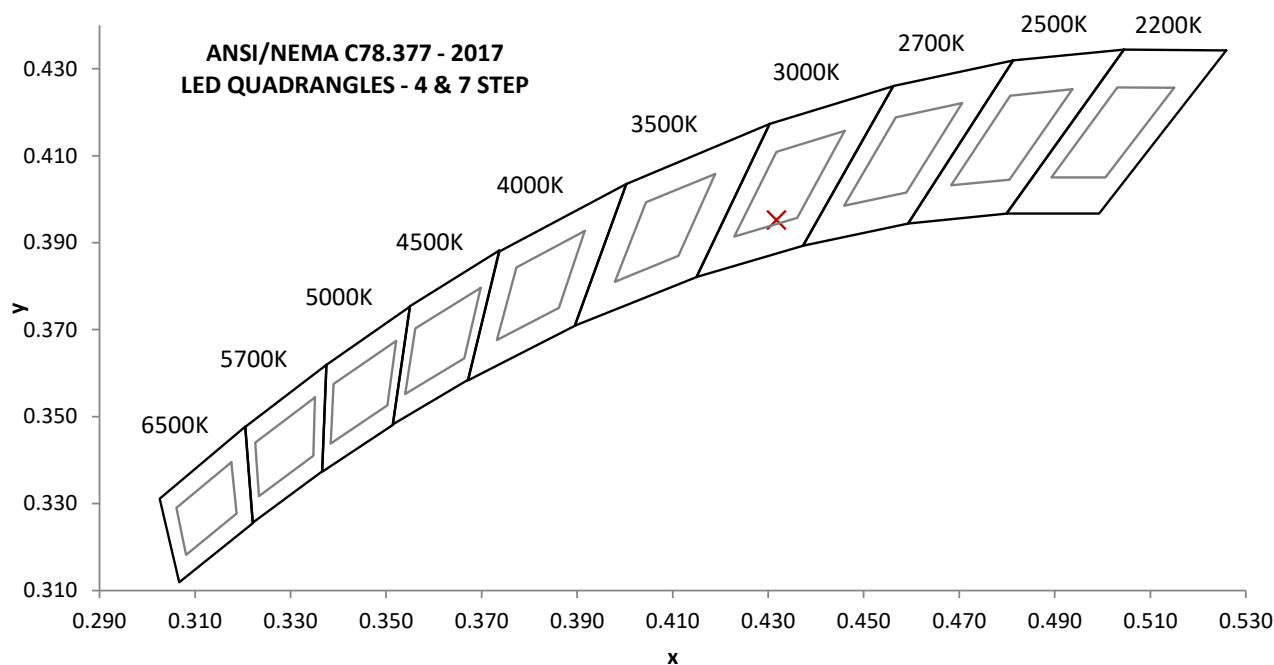
**PHOTOMETRIC, COLORIMETRIC, AND ELECTRICAL MEASUREMENTS (25°C +/- 1°C)**

Base Orientation
Up

Input Voltage (Vac)	Input Current (mA)	Input Power (W)	Input Power Factor ( )	Input ATHD (%)
120.04	101.5	12.01	0.986	12.31
277.01	48.6	12.25	0.909	18.44

Light Output (lm)	Lumen Efficacy (lm/W)	CCT (K)	CRI - Ra ( )	CRI - R9 ( )
754.5	62.8	3016	94.4	77.2

Duv ( )	1931 Chrom (x)	1931 Chrom (y)	1976 Chrom (u')	1976 Chrom (v')
-0.0029	0.432	0.395	0.251	0.517

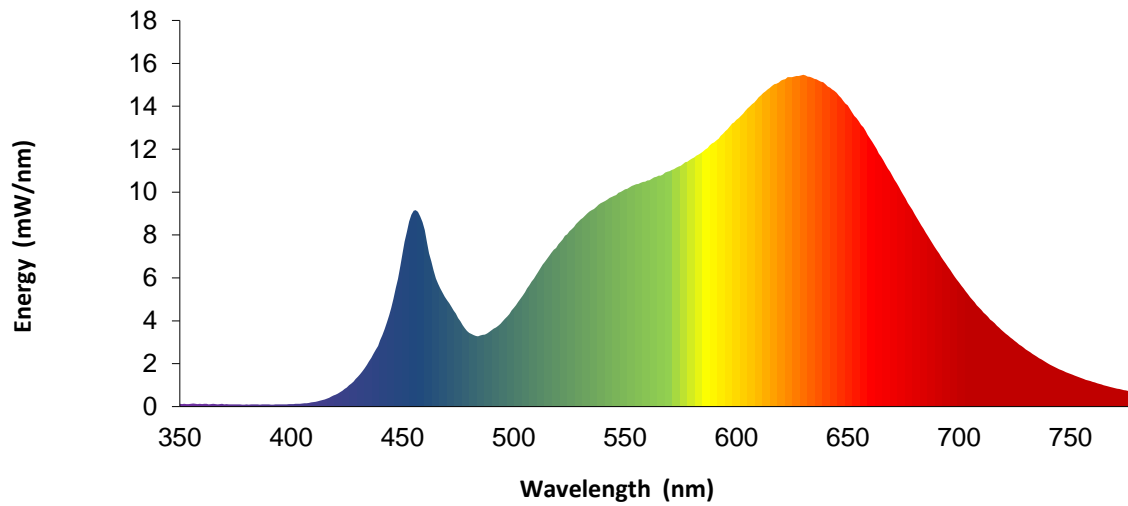




**REPORT NO. 104622548CRT-012**

**SPECTRAL DISTRIBUTION OVER WAVELENGTHS**

nm	mW/nm		nm	mW/nm		nm	mW/nm		nm	mW/nm
350	0.1		460	8.2		570	11.0		680	9.0
355	0.1		465	6.0		575	11.2		685	8.1
360	0.1		470	5.0		580	11.6		690	7.3
365	0.1		475	4.1		585	11.9		695	6.5
370	0.1		480	3.4		590	12.3		700	5.8
375	0.1		485	3.3		595	12.8		705	5.1
380	0.1		490	3.6		600	13.4		710	4.5
385	0.1		495	4.0		605	13.9		715	4.0
390	0.1		500	4.6		610	14.4		720	3.5
395	0.1		505	5.3		615	14.9		725	3.1
400	0.1		510	6.1		620	15.2		730	2.7
405	0.1		515	6.9		625	15.4		735	2.3
410	0.2		520	7.6		630	15.5		740	2.0
415	0.3		525	8.2		635	15.3		745	1.7
420	0.6		530	8.7		640	15.0		750	1.5
425	0.9		535	9.2		645	14.6		755	1.3
430	1.4		540	9.5		650	14.0		760	1.2
435	2.1		545	9.8		655	13.3		765	1.0
440	3.1		550	10.1		660	12.5		770	0.9
445	4.6		555	10.4		665	11.6		775	0.7
450	7.1		560	10.5		670	10.8		780	0.6
455	9.1		565	10.8		675	9.9		---	---



Portrayed color in graphic is estimated by wavelength (nm) and may not be exact - it is a visual representation only

**REPORT NO. 104622548CRT-012**

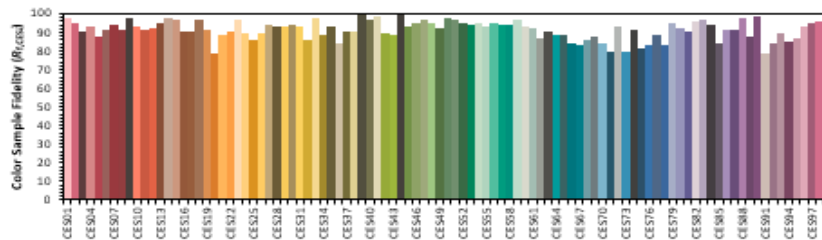
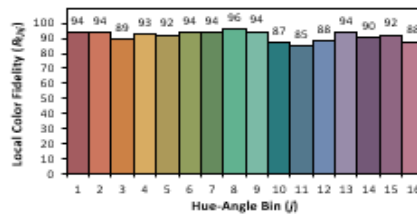
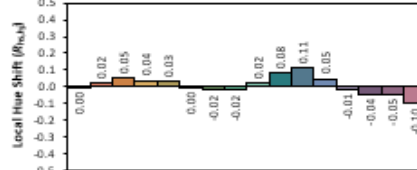
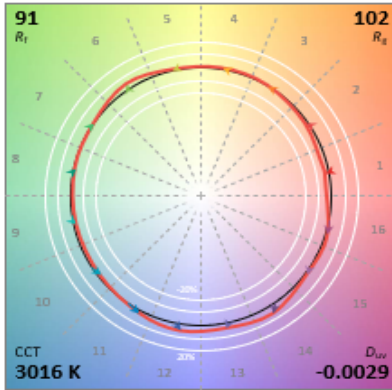
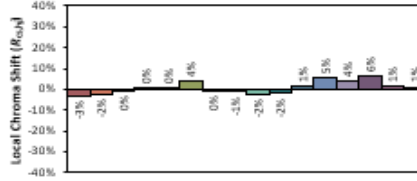
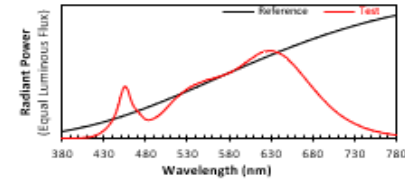
**ANSI/IES TM-30-18 Color Rendition Report**

**Source:** LED

**Manufacturer:** VISUAL COMFORT AND COMPANY

**Date:** 9/21/2021

**Model:** E3 IC REMODEL-WD-40DEG-NO LENS



**Notes:** This is a recommended method for displaying ANSI/IES TM-30-18 information.

$x$  **0.4317**  
 $y$  **0.3951**  
 $u'$  **0.2511**  
 $v'$  **0.5170**

CIE 13.3-1995  
(CRI)

$R_a$  94  
 $R_g$  77

Colors are for visual orientation purposes only. Created with the ANSI/IES TM-30-18 Calculator Version 2.00.

**EQUIPMENT LIST**

**REPORT NO. 104622548CRT-012**

#	Equipment	Model No	Control No.	Last Cal	Cal Due
1	Digital Hygrothermometer	Traceable4800	L204	2/12/2021	2/12/2022
2	Tektronix Oscilloscope	DPO 2012	E480	2/13/2021	2/13/2022
3	UDT flexOptometer	S490	O224	VBV	VBV
4	Fluke Multimeter	87V	307-M226	3/29/2021	3/29/2022
5	2M Integrating Sphere Spectrometer System	CSLMS-LED-7660	2M2	VBV	VBV
6	Tektronix Oscilloscope	DPO 2012	E480	2/13/2021	2/13/2022
7	Yokogawa Power Analyzer	WT1600	E462	5/7/2021	5/7/2022
8	Digital Thermometer	Fluke 53II	307-N1324	3/26/2021	3/26/2022
9	UDT Signal Amplifier	Tramp	---	VBV	VBV
10	Elgar AC power supply	CW1251	---	VBV	VBV
11	UDT flexOptometer	S490	O217	VBV	VBV
12	Digital Stopwatch	181552980	307-M308	12/10/2020	12/10/2021
13	Elgar AC Power Supply	CW1251	---	VBV	VBV
14	Sorenson DC Power Supply	XFR 150-8	---	VBV	VBV
15	Traceable Hygrothermometer	4800	L206	2/12/2021	2/12/2022
16	Yokogawa Power Analyzer	WT1600	E474	6/15/2021	6/15/2022
17	Fluke Thermometer	53 II	D587	2/5/2021	2/5/2022
18	3M Integrating Sphere Spectrometer System	CDS 2600	---	9/3/2021	12/3/2021
19	Fisher Scientific Stopwatch	14-649-9	N1132	3/26/2021	3/26/2022

**REVISION HISTORY**

#	Revision Date	Updated By	Reviewed By	Description of Change
---	None	---	---	---
---	---	---	---	---
---	---	---	---	---